



want

want



yes

yes



no

no



I

I



PAT CHEST GENTLY

like

like



help

help



more

more



finished
all done

ALTERNATIVE 2: RAPID MOVEMENT


finish



stop

BOTH HANDS MAY BE USED FOR EMPHASIS

stop



go

go



wait

wait



turn this
way



your
turn

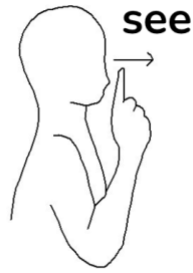
HANDS MAKE ALTERNATE OUTWARD MOVEMENT, TRUSTING AT WRIST, DIRECT TOWARDS APPROPRIATE PEOPLE

turn

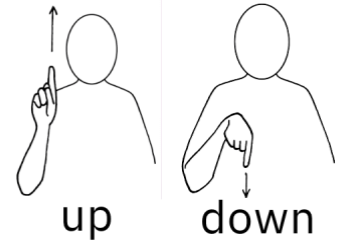


WITH FLAT PALM, THUMB ON SIDE OF CHEST, HAND MOVES DOWN THEN FORWARD. REPEAT FOR NEEDS.

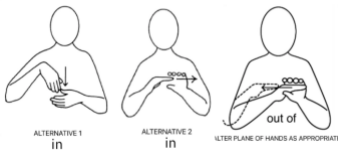
need



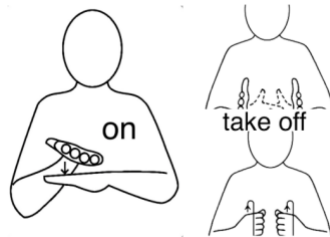
see



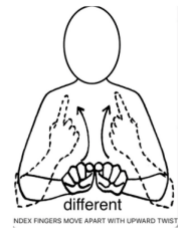
up
down
up & down



in & out



on & off



INDEX FINGERS MOVE APART WITH UPWARD TWIST

same &
different



what
what



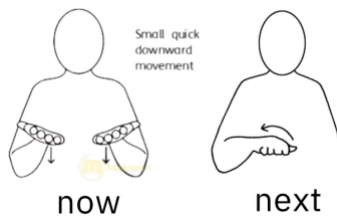
where
where



here / there



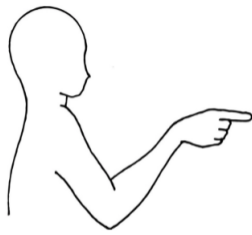
when
when



now & next

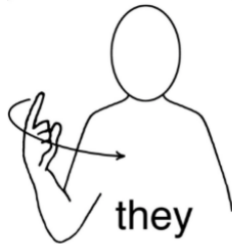


who
who



you

you



INDICATE THOSE INVOLVED. MOVEMENT IS DOMINANT TO NON-DOMINANT

they

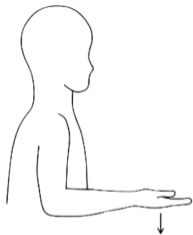
they



FLAT HAND INDICATES OBJECT OR FINGER SPELL 'IT'

it

it



WITH WHOLE HAND EXTENDED, DROP HAND SLIGHTLY

are

are



DIRECTION AS APPROPRIATE

get

get



put

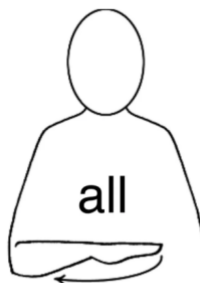
put



THUMB RUBS FINGERTIPS FROM SMALL FINGER TO INDEX

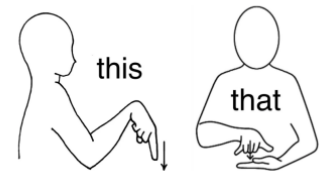
some

some



all

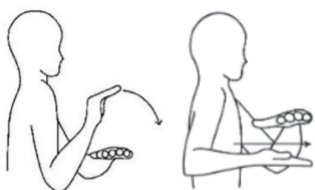
all



this

that

this & that



over under

over & under



SMALL STRIKING MOVEMENT MADE TWICE

make

make



open

open