

Cornerstones Curriculum Overview

Introduction

The Cornerstones Curriculum is a capsule curriculum that is recommended for quick implementation. To fully understand how the curriculum works, please read the information set out below.

The Curriculum

The Cornerstones Curriculum is a broad and balanced, knowledge-rich primary curriculum. Its content is delivered through a range of subject-specific projects, which last either a full or half term.

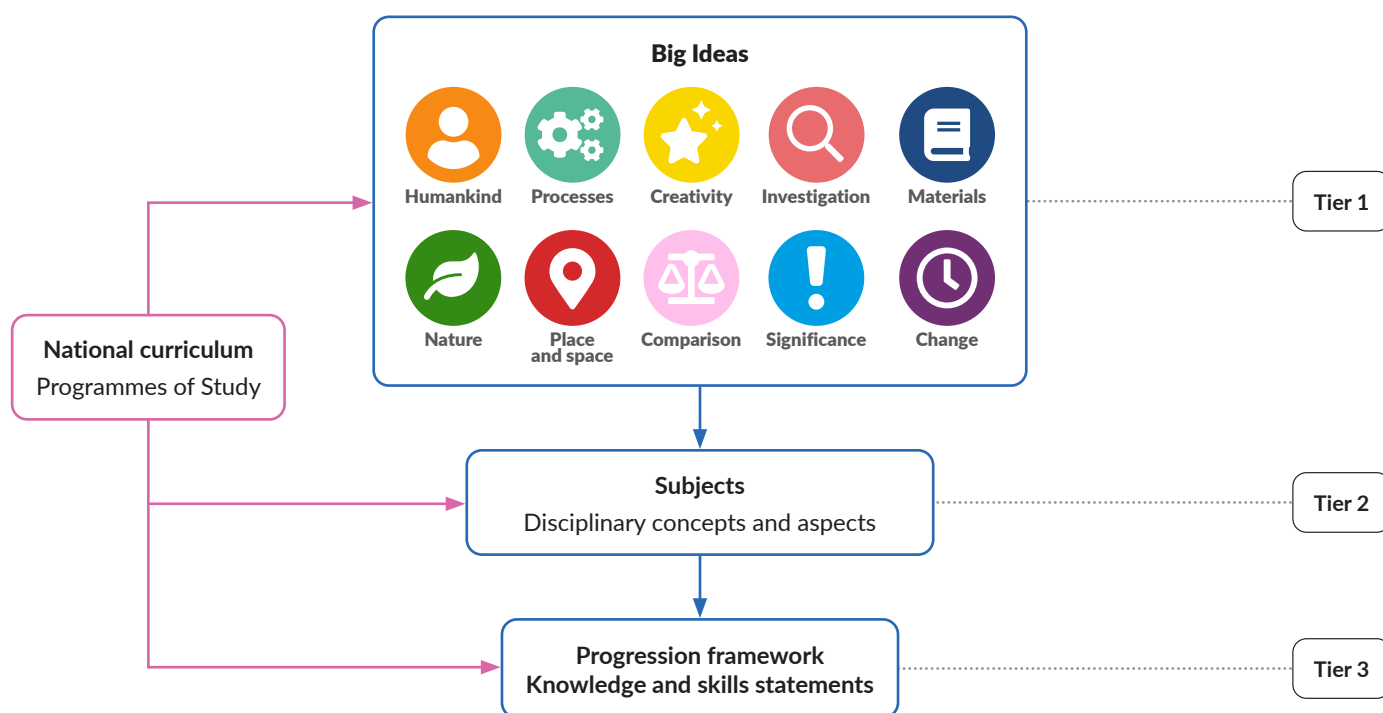
Subject-specific projects cover art and design, design and technology, geography, history, computing and science.

Maths is delivered through projects from the White Rose Maths scheme, and English is supported by a range of English packs.

Currently, we advise schools to use specialist schemes for PE, PHSE, music and RE.











Understanding the structure

The Cornerstones Curriculum has three structural tiers. Each tier builds on the previous to create interconnected layers. These interconnected layers provide a robust framework that ensures connectivity across the curriculum with direct links back to the national curriculum programmes of study. The tiers of the curriculum structure are set out in the diagram below, and explained in the following paragraphs.



Tier 1: Big Ideas (global aims)

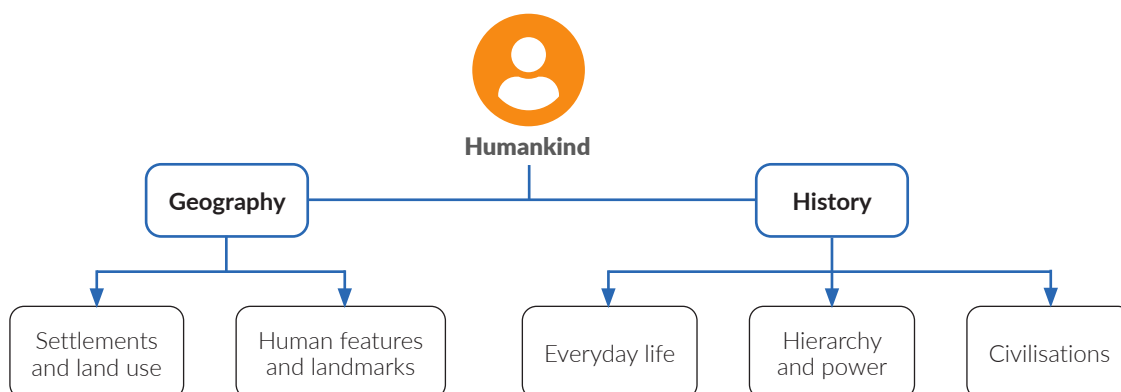
The curriculum is led by 10 central Big Ideas. These Big Ideas are the overarching aims of the curriculum. They were conceived by careful analysis of the national curriculum subjects, drawing out common themes, which then, through a period of refinement, became our Big Ideas. These Big Ideas and their intentions are set out below.

 Humankind Understanding what it means to be human and the cause and effect of human behaviour.	 Processes Understanding the many dynamic and physical processes that shape the world around us.	 Creativity Understanding how everyday and exceptional creativity can inspire and change perceptions.	 Investigation Understanding the importance of asking questions, formulating hypotheses, gathering information and analysing evidence.	 Materials Understanding the unique and physical properties of all matter and how we interact with them.
 Nature Understanding the complexities and features of the natural world, including the plant and animal species that inhabit it.	 Place and space Understanding the visual, cultural, social and environmental aspects of different places around the world.	 Comparison Understanding how and why things are the same or different.	 Significance Understanding why significant people, places, events and inventions matter.	 Change Understanding why and how things have changed over time.

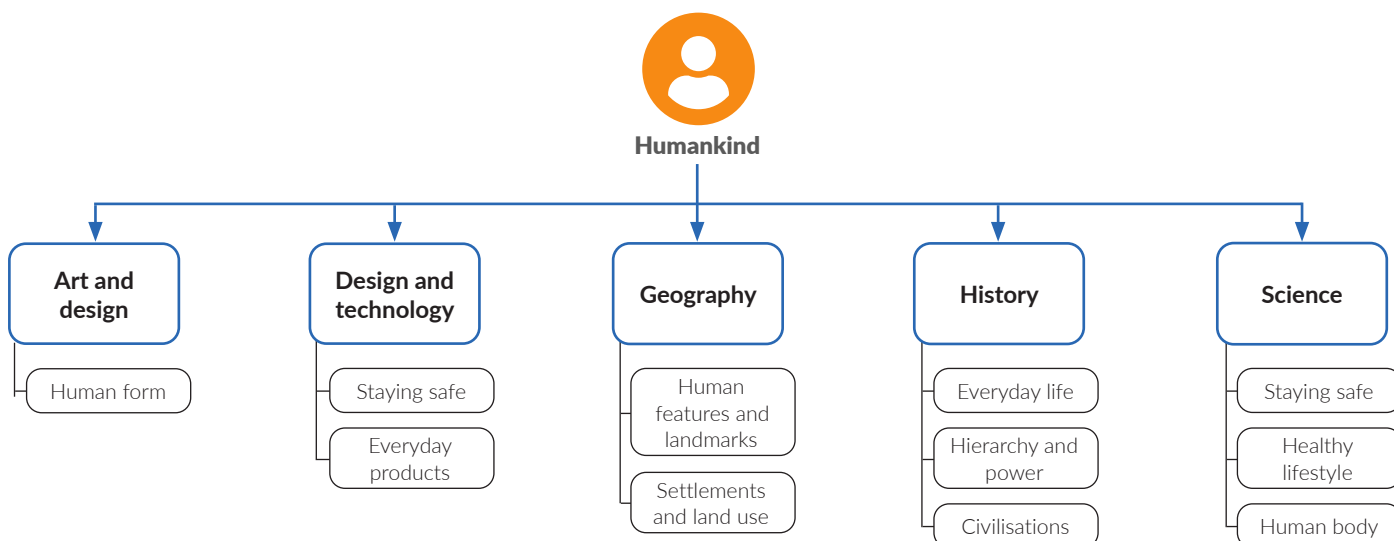
Tier 2: Subjects (disciplinary concepts and aspects)

In the Cornerstones Curriculum, we use the terms 'concepts' and aspects. A concept is an abstract idea within a subject and an 'aspect' is a particular part or feature of a subject.

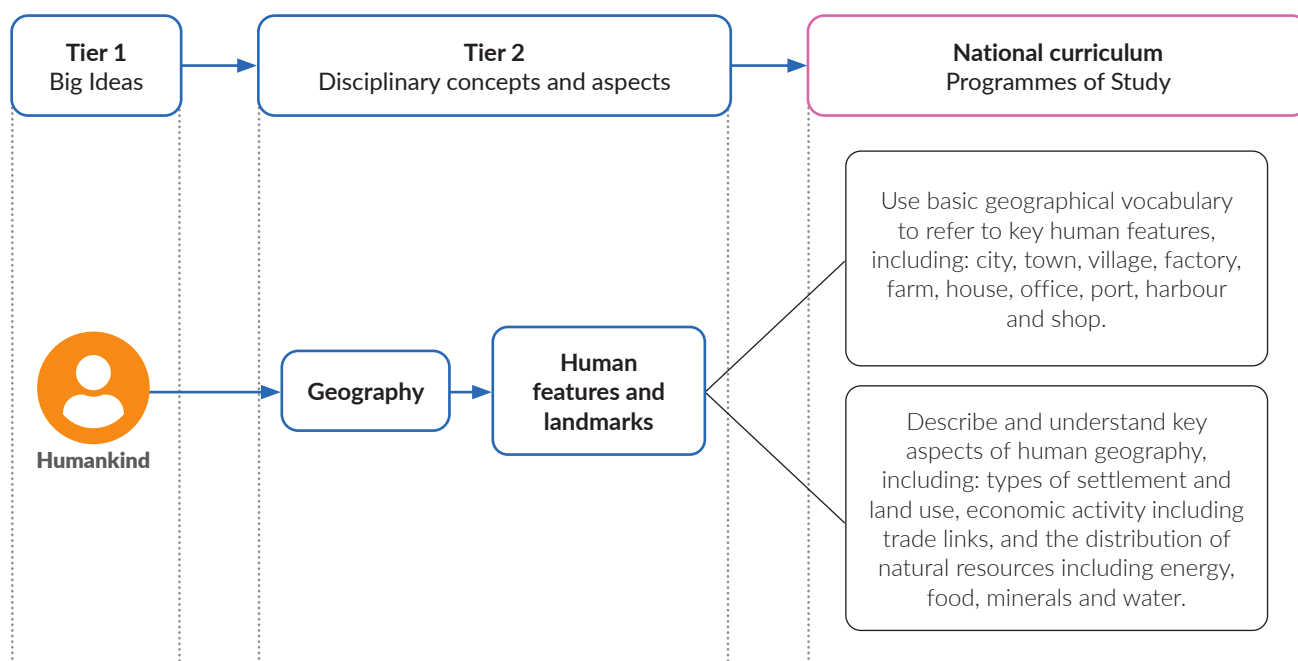
In the curriculum structure, each Big Idea is directly connected to the curriculum subjects, which have the relevant concepts or aspects through which the Big Idea can be delivered. For example, in geography, the Big Idea of Humankind is connected to and delivered through the geographical aspects of Settlements and land use and Human features and landmarks. In history, the Big Idea of Humankind is connected to and delivered through the historical concepts or aspects of Everyday life, Hierarchy and power, and Civilisations.



The diagram below shows how the Big Idea of Humankind is linked to each subject via its concepts and aspects.



To ensure coverage of the national curriculum, each subject concept or aspect is then matched to the relevant programmes of study. Across the Cornerstones Curriculum, there is full coverage of the programmes of study for art and design, design and technology, geography, history, computing, science and, maths is covered by integrated White Rose Maths projects. The diagram below shows an example of how Tier 1 and 2 are linked back to the national curriculum programmes of study.

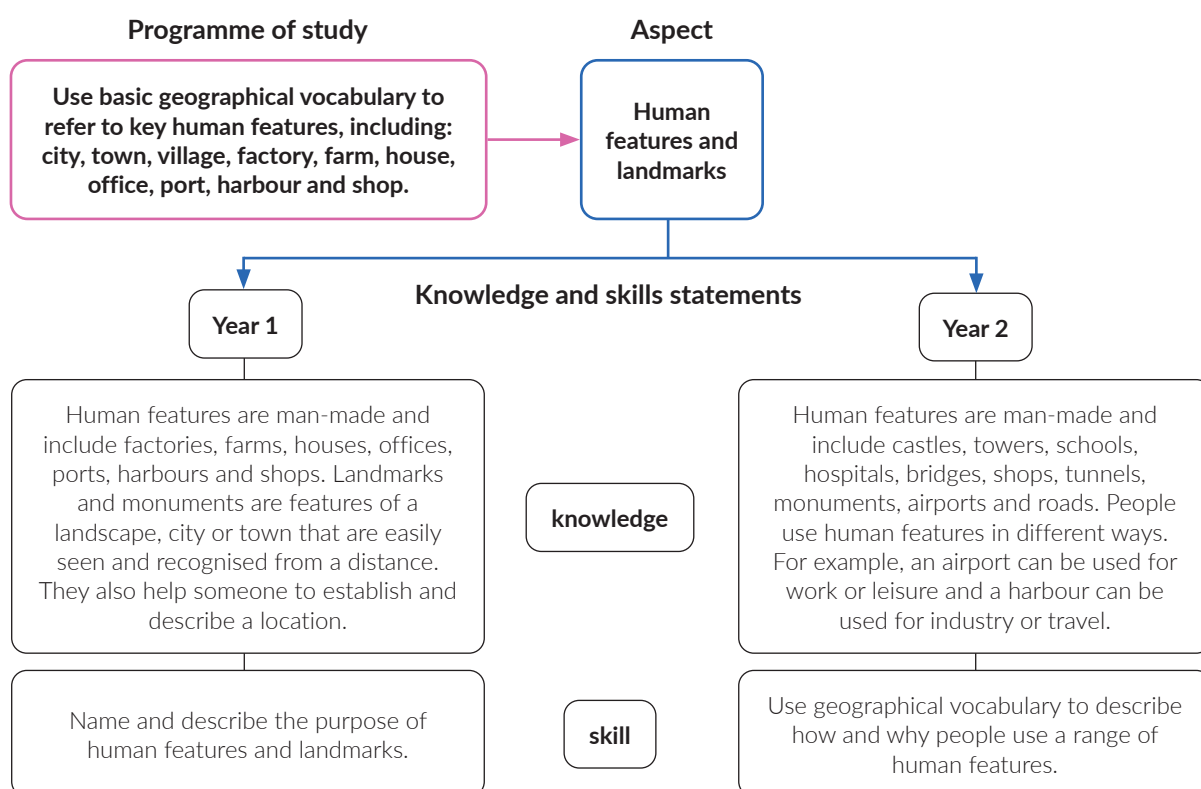


Tier 3: Progression framework (knowledge and skills statements)

In Tier 3, programmes of study, concepts and aspects are broken down into smaller component parts or 'chunks' to form a cohesive progression framework. The progression framework runs from Nursery to Year 6 and includes knowledge and skills that children need to know and be able to do in order to make progress through the curriculum.

Component part	Definition
knowledge	Specific facts or truth components that include substantive and declarative statements.
skills	Application and use of composite knowledge. Skill statements will often contain implicit, procedural and disciplinary knowledge.

The diagram below shows how a programme of study is broken down further into knowledge and skills statements for the aspect of Human features and landmarks in geography.



Teachers may decide, at a lesson level, to adapt or refine the individual statements even further. A teacher may decide to do this to create a series of smaller stepping stones to support learning for individual children or groups of children. However, schools are not advised to do this for all statements. The progression framework is more than sufficient to set out the learning pathways for an ambitious, broad and balanced curriculum.

Organisation of curriculum content in the Cornerstones Curriculum

The structure of the Cornerstones Curriculum provides a robust framework on which to build deliverable content. The content is delivered through a range of broad and balanced, knowledge-rich projects. The knowledge and skills statements provide the foundation for, and are directly linked to, the sequential lesson plans and resources within each project. Each project follows the Cornerstones pedagogy of *Engage*, *Develop*, *Innovate* and *Express*.

The long-term plans below set out the projects for each year group and term. Projects are organised to maximise meaningful links between subjects, aspects and concepts.

[View Cornerstones Curriculum overview \(single age\)](#)

[View Cornerstones Curriculum overview \(mixed age\)](#)

Sequencing of subject content

In the Cornerstones Curriculum, the national curriculum content is organised into projects. Where the curriculum has been split into year groups, we have organised our content in the same way. For other subjects, we have made decisions about the placement of content based on subject schema and the interconnectivity between subjects.

See our subject overviews for an explanation of how individual subject content for [art and design](#), [design and technology](#), [geography](#), [history](#) and [science](#) are sequenced across the Cornerstones Curriculum.

Knowing your curriculum

In order to make the most of the Cornerstones Curriculum, you should make sure you are able to articulate its underpinning structure, placement and sequencing of content and any adaptations you have made. CurriculumPRO will help you do this.

If you have any queries about the curriculum, our curriculum advisers are available online via LiveChat or via telephone or email 8am–5pm Monday to Friday.

[Click here for an overview](#) of how Curriculum Maestro helps you to lead and manage your curriculum.